

## Taro minor leaf spots (094)

### Summary

- Widespread distribution. Asia, Southeast Asia, Oceania. Ghost spot has probably the widest distribution, and is likely to be present wherever the crop is grown. On taro. Minor diseases.
- Ghost leaf spot (*Cladosporium*), orange leaf spot (*Neojohnstonia*), white leaf spot (*Pseudocercospora*) and shot-hole (*Phoma*). On older leaves.
- Ghost – reddish-brown with light brown centres, not all penetrating to the undersurface; orange – yellow-brown, sometimes with yellow border; white – whitish-green, dark centres below, leaving white margin; shot-hole – brown up to 20 mm (larger than others), centres fall out leaving hole with yellow halo. All are spread in wind and rain.
- Cultural control: none recommended, as the spots are unlikely to affect yields.
- Chemical control: none recommended.

### Common Name

Brown or ghost leaf spot, orange leaf spot, white leaf spot and shot-hole

### Scientific Name

*Cladosporium colocasiae* (brown or ghost leaf spot), *Neojohnstonia colocasiae* (orange leaf spot), *Pseudocercospora colocasiae* (white leaf spot), *Phoma* sp.(shot-hole). *Phoma* sp. is often given as *Phyllosticta colocasiicola*.




Photo 1. Early symptoms, brown or ghost leaf spot, *Cladosporium colocasiae*; some spots show a faint darker border.



Photo 2. Older leaf with brown leaf spot, *Cladosporium colocasiae*.

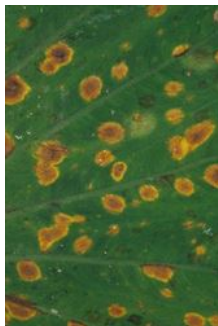


Photo 4. Upper surface of leaf with orange leaf spot, *Neojohnstonia*

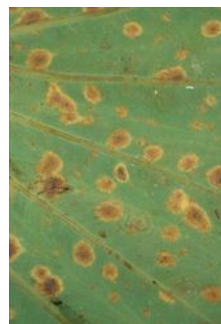


Photo 3. Underside of the leaf with orange leaf spot, *Neojohnstonia colocasiae*; spores develop in the spot on the underside of leaves.



Photo 5. Older leaf with orange leaf spot, *Neojohnstonia colocasiae*.



Photo 6. White leaf spot, *Pseudocercospora colocasiae*, on upper surface of taro leaf.



Photo 7. White leaf spot, *Pseudocercospora colocasiae*, on upper surface of taro leaf.




Photo 8. White leaf spot, *Pseudocercospora colocasiae*, on lower surface of taro leaf.



Photo 9. Shot-hole, *Phoma* sp., showing large oval spots with yellow halos, some with holes where the centres of the spots have fallen out (Vanuatu).



Photo 10. Shot-hole, *Phoma* sp., showing large oval spots with yellow halos, some with holes where the centres of the spots have fallen out (Fiji).



---

Copyright © 2022. All rights reserved.



Australian Government  
Australian Centre for  
International Agricultural Research



Web edition hosted at <https://apps.lucidcentral.org/ppw>