

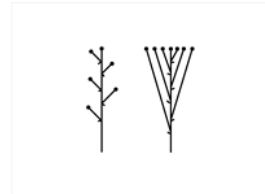
## Inflorescence type

This is the arrangement in which the flowers are borne on the plant.

Copyright © CSIRO 2020, all rights reserved.

not illustrated

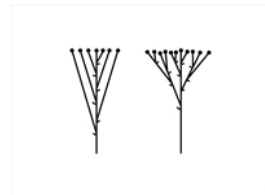
FL 5 solitary flower



FL 6 raceme Flowers arranged on a single axis, each flower stalked.



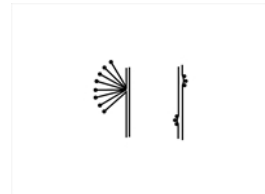
FL 7 spike Flowers arranged on a single axis, individual flowers lacking stalks.



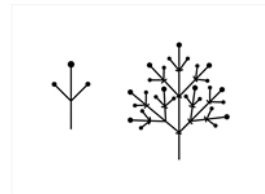
FL 8 corymb Flowers arranged so that they are on the same level more or less in the same plane.



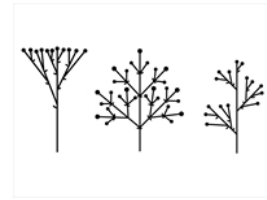
FL 9 umbel Flowers arising from one point at the apex of a stalk, each flower on its own stalk. (Two and three flowered umbels are included in this category.)



FL10 fascicle Flowers arising from one point on a twig or branch, each flower with or without a stalk.



FL11 cyme Flowers produced so that a flower terminates each branch of the inflorescence and additional flowers can only be produced by the production of floral branches below the terminal flower.



FL12 panicle Flowers produced in much branched complex structures resembling the branching pattern of a tree. It is important to realize that panicles can incorporate other basic inflorescence patterns such as umbels and cymes.



FL13 head Flowers produced in definite structures where the flowers (often without stalks) are densely packed in various ways without any obvious branching pattern.



FL14 cone



Web edition hosted at <https://apps.lucidcentral.org/rainforest>