

Fact Sheet

Euagridae

Total length

Medium to large (4–30mm) (Figs 1-4).

Distribution

Northern Territory, Western Australia, Queensland, New South Wales, Victoria, South Australia (Fig. 5).

Habitat

Tropical rainforest, swamp, temperate rainforest, open eucalyptus forest, semi-arid areas.

Spinnerets

Four. **PLS very long** (Figs 1-4); segments unequal in length; apical segment elongate, digitiform. **Australotheline crescent in front of PMS** Fig. 6).

Cephalothorax

(Fig. 7) Caput of females gently raised, higher than thoracic portion; fovea of females absent or more or less straight.

Eyes (Fig. 7) eight; group tiny, about 0.3 of headwidth; two rows; rows equal in width; on tubercle.

Chelicerae (Fig. 8) fangs longitudinal; retromargin without teeth; middle row of teeth distinct; intercheliceral tumescence in male absent; rastellum absent.

Maxillae (Figs 9-10) longer than wide; anterior lobe absent; serrula a wide band; **cuspules absent**.

Labium about as wide as long; cuspules absent.

Sternum shield-shaped; with three pairs of sigilla.

Legs

Preening combs on metatarsi absent or on III and IV; tarsi with filiform trichobothria for length.

Claws **three; paired claws with one row of teeth centrally**; third claw dentate; tufts absent. Scopula absent.

Male Palp

Cymbium aspinose and ascopulate. Bulb pyriform without apophyses.

Remarks

Curtain webs (Figs 11-12).

Genera included

Australothele, *Caledothele*, *Carrai*, *Cethegus*, *Namirea*.

Copyright © 2022. All rights reserved.



Fig. 1. *Cethegus lugubris*, female.



Fig. 2. Adult male *Australothele jamiesoni* - Bunya Mountains National Park, Queensland.

Photographer: Nick Monaghan



Fig. 3. Adult male *Australothele jamiesoni* lateral aspect - Bunya Mountains National Park, Queensland.

Photographer: Nick Monaghan



Fig. 4. *Namirea planipes*, female.

Photographer: R. Raven



Fig. 5. Distribution map.

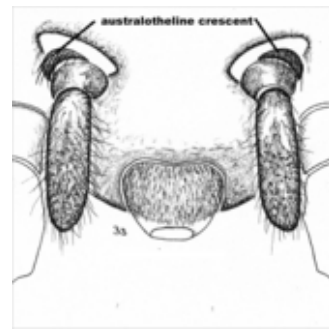


Fig. 6. Australotheline crescent in front of PMS.



Fig. 7. *Carrai* sp. cephalothorax; note eye group.



Fig. 8. *Namirea* sp. chelicerae, ventral aspect.



Fig. 9. *Australothele* sp., female, maxilla ventral aspect.

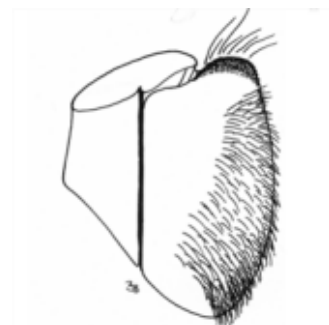


Fig. 10. *Australothele* sp., prolateral face of maxilla.



Fig. 12. Web of *Australothele* sp. - Queensland.

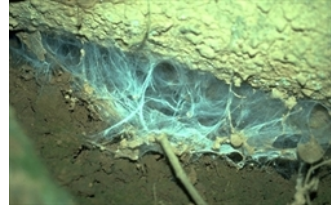


Fig. 11. Curtain web.



Web edition hosted at <https://apps.lucidcentral.org/australian-spiders>